



LEVEL



FLOW



PRESSURE



TEMPERATURE



ELECTRONICS



Датчики уровня серии MULTIPPOINT – L-S

Архангельск (8182)63-90-72
 Астрахань (8512)99-46-04
 Барнаул (3852)73-04-60
 Белгород (4722)40-23-64
 Брянск (4832)59-03-52
 Владивосток (423)249-28-31
 Волгоград (844)278-03-48
 Вологда (8172)26-41-59
 Воронеж (473)204-51-73
 Екатеринбург (343)384-55-89
 Иваново (4932)77-34-06

Ижевск (3412)26-03-58
 Иркутск (395)279-98-46
 Казань (843)206-01-48
 Калининград (4012)72-03-81
 Калуга (4842)92-23-67
 Кемерово (3842)65-04-62
 Киров (8332)68-02-04
 Краснодар (861)203-40-90
 Красноярск (391)204-63-61
 Курск (4712)77-13-04
 Липецк (4742)52-20-81

Киргизия (996)312-96-26-47

Магнитогорск (3519)55-03-13
 Москва (495)268-04-70
 Мурманск (8152)59-64-93
 Набережные Челны (8552)20-53-41
 Нижний Новгород (831)429-08-12
 Новокузнецк (3843)20-46-81
 Новосибирск (383)227-86-73
 Омск (3812)21-46-40
 Орел (4862)44-53-42
 Оренбург (3532)37-68-04
 Пенза (8412)22-31-16

Казахстан (7273)495-231

Пермь (342)205-81-47
 Ростов-на-Дону (863)308-18-15
 Рязань (4912)46-61-64
 Самара (846)206-03-16
 Санкт-Петербург (812)309-46-40
 Саратов (845)249-38-78
 Севастополь (8692)22-31-93
 Симферополь (3652)67-13-56
 Смоленск (4812)29-41-54
 Сочи (862)225-72-31
 Ставрополь (8652)20-65-13

Таджикистан (992)427-82-92-69

Сургут (3462)77-98-35
 Тверь (4822)63-31-35
 Томск (3822)98-41-53
 Тула (4872)74-02-29
 Тюмень (3452)66-21-18
 Ульяновск (8422)24-23-59
 Уфа (347)229-48-12
 Хабаровск (4212)92-98-04
 Челябинск (351)202-03-61
 Череповец (8202)49-02-64
 Ярославль (4852)69-52-93

Единый адрес для всех регионов: vck@nt-rt.ru || <https://valco.nt-rt.ru/>

GENERAL CHARACTERISTICS



The principle of operation of these instruments is based on the drive of one or more magnetic reed contacts, placed inside of the measuring rod, by one or more floats. The only moving element is the float that moves, for buoyancy, along the measuring rod, this guarantees extreme robustness and a limited need for maintenance.

- **Stainless steel – AISI 316**
- Up to 6 switch points.
- Working pressure up to 50 bars depending on the used float.
- Operating ambient temperature -30/+55°C UR 90%.
- Standard working temperature 105°C.
- Executions up to 180°C on request.
- Minimum degree of protection IP65.
- Built-in temperature sensors, on request.
PT – PTC – NTC – Thermostat.
- ATEX Constructions (See Multipoint E – Multipoint I series)



FLOATS

Tab.1



Material	Stainless steel – AISI 316							
Specific gravity	0,75		0,55		0,65		0,7	
Contact type	3	7D	3	7D	4	7	4	7
Max N. of contacts	6	4	6	4	6		6	
Max. bar								
Max. °C - Class	L = 105°C							
On request	N = 130°C - S1 and S2 outputs				R = 150°C		H = 180°C	

ELECTRICAL CONTACTS

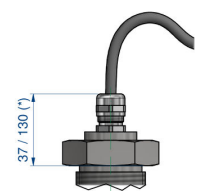
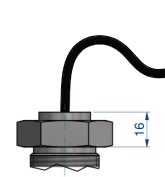
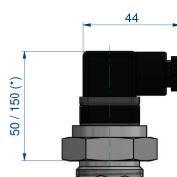
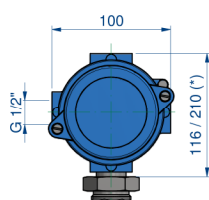
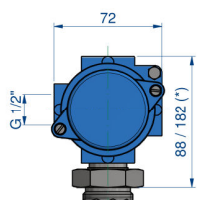
Tab.2

TYPE		POWER		VOLTAGE		CURRENT	
		VA	W	AC	DC	AC	DC
SPST	3	70	50	300	350	0,5	0,7
SPST	4	80	80	250	250	1,3	1,3
SPDT	7	60	60	230	230	1	1
SPDT	7D	20	20	150	150	0,5	0,5

ELECTRICAL OUTPUT

Tab.3

W1	W2	S1 – S2	C1 – C2 – T1	P1 – P2
IP65 Housing	IP65 Housing	DIN IP65 Plug	Cable – Leads	Cable-gland
Max. 5 terminals	Max. 18 terminals	S1 DIN43650 29x29 S2 DIN43650 15x15	C1 Cable L = 1,5m C2 Cable L = 3,0m T1 Leads L = 1,5m	P1 Brass IP68 P2 Polyamide IP67



With heatsink - see overall dimension (*)

W1 – W2 = Temperature class H

S1– S2– P1 = Temperature class R – H

PROCESS CONNECTIONS

Tab.4

Installation from inside C-P-T output				Float type	Installation from outside – available thread and flanges						
06 1/8"	08 1/4"	10 3/8"	15 1/2"		25 1"	32 1 1/4"	40 1 1/2"	50 2"	FSHX Flange	FSPX Flange	DN Flange
All type of floats All type of thread				S29	G	G-C-N	-	-	•	•	•
				S32	G	G-C-N	-	-	•	•	•
				S41	-	-	G-C-N	G-C-N	-	-	•
				S52	-	-	-	G-C-N	-	-	•

Male thread

G	C	N
Parallel UNI 228/1	Conical UNI 7/1	Conical NPT

Available materials

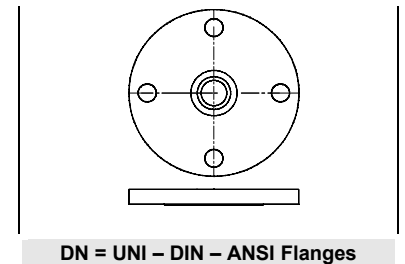
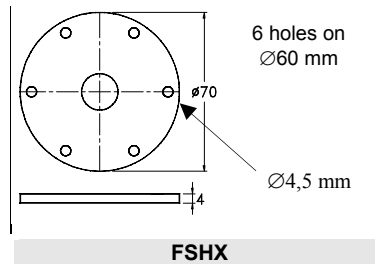
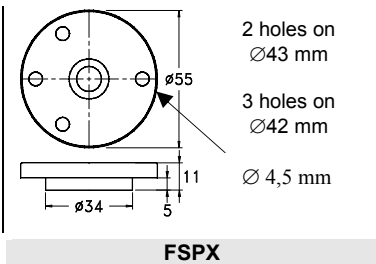
S	T
AISI-316	AISI-304 On request

DN - Available materials

C	S
Steel	AISI-316

FLANGES

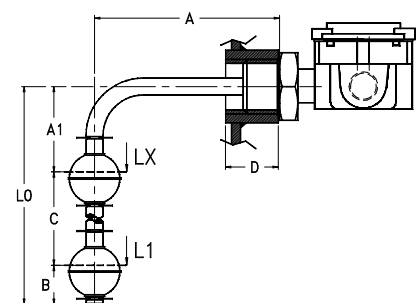
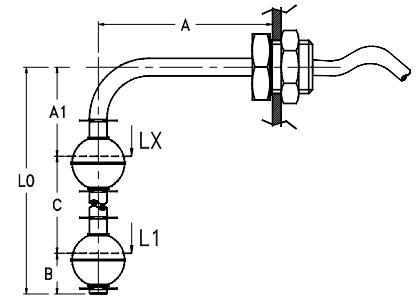
Dimensions in mm.



WIRING

Tab.5

I	Independent	Separately wired contacts	1	NO	Contacts status in no level conditions
C	Common	Common wired contacts	2	NC	
S	Custom	Contacts wired on customer request	3	SPDT	



SWITCH POINTS

Tab.6

The switch points L1 ÷ L6 are measured from the axis of the fitting or flange connection.
General tolerances on switch points ± 3 mm.

	Dimensions in mm.							
	S29		S32		S41		S52	
A min.	60	60	80	80	80	80	80	80
A1 min.	60	60	80	80	80	80	80	80
B	25	25	35	40	40	40	40	40
C	45	45	65	75	75	75	75	75
D max ▶	24	24	36	36	36	36	36	36
Contacts type	3	7D	3	7D	4	7	4	7
Max. N. of contacts	6	4	6	4	6	4	6	4

OPTION - Built-in temperature sensor

On request, it is possible to install a temperature sensor located at the bottom of the rod inside the instrument.

PT100 - PT1000	PTC	NTC	TRM (Thermostat)
EN 60751 - IEC 751	Resistance at 25°C ≤ 500 Ω	Resistance at 25°C 2-5-10-50-100 KΩ	40°C ÷ 120°C - 10°C step
Class B - (Class A on request)	Temperature 60°C ÷ 120°C	Precision ± 5% / ± 3% (on request)	Precision ± 5% Differential 10°C ± 4°C

NOMENCLATURE

L2	S41	4	0350/0100	S	50	G	S	W1	L	I22	L1÷L4	
•												Number of contacts L1÷L4
	•											Tab.1 Float
		•										Tab.2 Electrical contact
			•									- Length L0 in mm. / Length A in mm. (See drawing)
				•								Tab.4 Rod material
					•							Tab.4 Process connection dimension
						•						Tab.4 Process connection thread
							•					Tab.4 Process connection material
								•				Tab.3 Electrical output
									•			Tab.1 Temperature class
										•		Tab.5 Wiring and contact status
											•	Tab.6 Switch points (mm)

По вопросам продажи и поддержки обращайтесь:

Архангельск (8182)63-90-72
Астрахань (8512)99-46-04
Барнаул (3852)73-04-60
Белгород (4722)40-23-64
Брянск (4832)59-03-52
Владивосток (423)249-28-31
Волгоград (844)278-03-48
Волгода (8172)26-41-59
Воронеж (473)204-51-73
Екатеринбург (343)384-55-89
Иваново (4932)77-34-06

Ижевск (3412)26-03-58
Иркутск (395)279-98-46
Казань (843)206-01-48
Калининград (4012)72-03-81
Калуга (4842)92-23-67
Кемерово (3842)65-04-62
Киров (8332)68-02-04
Краснодар (861)203-40-90
Красноярск (391)204-63-61
Курск (4712)77-13-04
Липецк (4742)52-20-81

Киргизия (996)312-96-26-47

Магнитогорск (3519)55-03-13
Москва (495)268-04-70
Мурманск (8152)59-64-93
Набережные Челны (8552)20-53-41
Нижний Новгород (831)429-08-12
Новокузнецк (3843)20-46-81
Новосибирск (383)227-86-73
Омск (3812)21-46-40
Орел (4862)44-53-42
Оренбург (3532)37-68-04
Пенза (8412)22-31-16

Казахстан (7273)495-231

Пермь (342)205-81-47
Ростов-на-Дону (863)308-18-15
Рязань (4912)46-61-64
Самара (846)206-03-16
Санкт-Петербург (812)309-46-40
Саратов (845)249-38-78
Севастополь (8692)22-31-93
Симферополь (3652)67-13-56
Смоленск (4812)29-41-54
Сочи (862)225-72-31
Ставрополь (8652)20-65-13

Таджикистан (992)427-82-92-69

Сургут (3462)77-98-35
Тверь (4822)63-31-35
Томск (3822)98-41-53
Тула (4872)74-02-29
Тюмень (3452)66-21-18
Ульяновск (8422)24-23-59
Уфа (347)229-48-12
Хабаровск (4212)92-98-04
Челябинск (351)202-03-61
Череповец (8202)49-02-64
Ярославль (4852)69-52-93

Единый адрес для всех регионов: vck@nt-rt.ru || <https://valco.nt-rt.ru/>



LEVEL



FLOW



PRESSURE



TEMPERATURE



ELECTRONICS