



LEVEL



FLOW



PRESSURE



TEMPERATURE



ELECTRONICS



Датчики уровня серии SIMPLE – R1

Архангельск (8182)63-90-72
Астрахань (8512)99-46-04
Барнаул (3852)73-04-60
Белгород (4722)40-23-64
Брянск (4832)59-03-52
Владивосток (423)249-28-31
Волгоград (844)278-03-48
Вологда (8172)26-41-59
Воронеж (473)204-51-73
Екатеринбург (343)384-55-89
Иваново (4932)77-34-06

Ижевск (3412)26-03-58
Иркутск (395)279-98-46
Казань (843)206-01-48
Калининград (4012)72-03-81
Калуга (4842)92-23-67
Кемерово (3842)65-04-62
Киров (8332)68-02-04
Краснодар (861)203-40-90
Красноярск (391)204-63-61
Курск (4712)77-13-04
Липецк (4742)52-20-81

Киргизия (996)312-96-26-47

Магнитогорск (3519)55-03-13
Москва (495)268-04-70
Мурманск (8152)59-64-93
Набережные Челны (8552)20-53-41
Нижний Новгород (831)429-08-12
Новокузнецк (3843)20-46-81
Новосибирск (383)227-86-73
Омск (3812)21-46-40
Орел (4862)44-53-42
Оренбург (3532)37-68-04
Пенза (8412)22-31-16

Казахстан (7273)495-231

Пермь (342)205-81-47
Ростов-на-Дону (863)308-18-15
Рязань (4912)46-61-64
Самара (846)206-03-16
Санкт-Петербург (812)309-46-40
Саратов (845)249-38-78
Севастополь (8692)22-31-93
Симферополь (3652)67-13-56
Смоленск (4812)29-41-54
Сочи (862)225-72-31
Ставрополь (8652)20-65-13

Таджикистан (992)427-82-92-69

Сургут (3462)77-98-35
Тверь (4822)63-31-35
Томск (3822)98-41-53
Тула (4872)74-02-29
Тюмень (3452)66-21-18
Ульяновск (8422)24-23-59
Уфа (347)229-48-12
Хабаровск (4212)92-98-04
Челябинск (351)202-03-61
Череповец (8202)49-02-64
Ярославль (4852)69-52-93

Единый адрес для всех регионов: vck@nt-rt.ru || <https://valco.nt-rt.ru/>

GENERAL CHARACTERISTICS



ADJUSTABLE level control for the monitoring of liquids both in industrial and civil environment. Proposed in 2 standard versions of rod length, all intermediate lengths are obtained by the user simply shortening the rod of the float.

The principle of operation of these instruments is based on the drive of a reed switch, located in the head of the instrument, as a result of the hydrostatic thrust exerted by the liquid on the float.

The absence of moving parts guarantees extreme ruggedness and a limited need for maintenance.

- **ADJUSTABLE** switching point.
- Closed cell float.
- SPST or SPDT sealed contact.
- Operating ambient temperature -30 / +55 ° C - 90% RH.
- Easy mounting, threaded or flanged.
- DIN 43650 Plug.
- Minimum degree of protection IP65.



TECHNICAL DATA

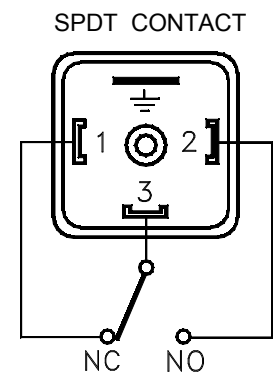
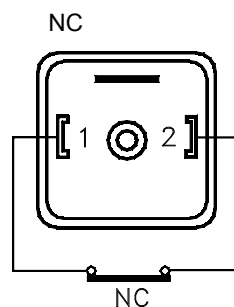
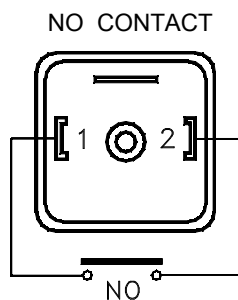
Tab.1

	Description							Code	
Float	SPANSIL –Butadiene Acrylonitrile Copolymer closed cells							B77	
	Ø 30 x 77 mm		S.G. 0, 4		10 Bar				
Rod length L0 mm	AISI 316	0500		1000			S. L0		
Process connection	Nickel plated brass	Threaded	1" UNI 228/1 male thread		SW 40			25GB	
		Flanged	Double fixing (2 or 3 holes)		Ø 55 mm			FBPX	
Electrical contact	SPST	N.C.	N.O. See Tab.2		250V	80W	80VA	1,3A	4
	SPDT	Changeover contact		230V	60W	60VA	1,0A	7	
Electrical output	DIN 43650 Plug			IP 65			S1		
Max. temperature °C	105 °C							L	
Sealing gasket	NBR flat gasket anti-oil							1	

WIRING

Tab.2

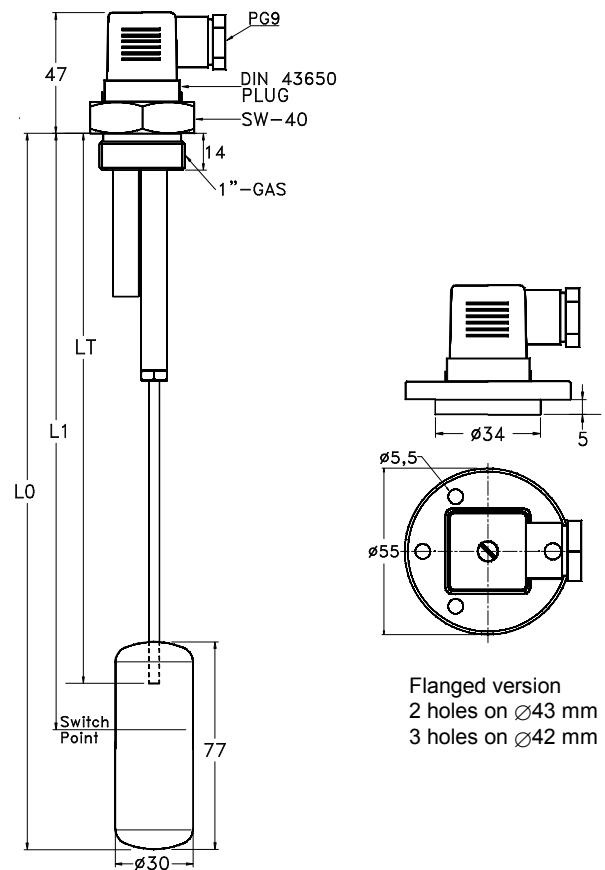
1	Independent	Separately wired contact
2	NC	Contact status in no level condition
3	SPDT	Contact status in no level condition
1	NO	See instructions for adjusting



DIMENSIONS

Tab.3

Switch point	LT		Switch point	LT	
	$\gamma = 1$	$\gamma = 0,8$		$\gamma = 1$	$\gamma = 0,8$
160	145	161	600	602	615
180	166	181	620	623	635
200	187	202	640	643	656
220	207	223	660	664	677
240	228	243	680	685	697
260	249	264	700	706	718
280	270	284	720	727	739
300	290	305	740	747	759
320	311	326	760	768	780
340	332	346	780	789	801
360	353	367	800	810	821
380	373	388	820	830	842
400	394	408	840	851	862
420	415	429	860	872	883
440	436	450	880	893	904
460	457	470	900	913	924
480	477	491	920	934	945
500	498	512	940	955	966
520	519	532	960	976	986
540	540	553	980	996	1007
560	560	573	1000	1017	1028
580	581	594	-	-	-



Dimensions in mm.

SETTING INSTRUCTIONS

Changing the function of the contact from NC to NO

Only on models with SPST contact

- Remove the float (D) from the metal rod by rotating and pulling it.
- Loosen the lock nut (B).
- Remove the spring and the brass spacer from stainless steel pipe.
- Insert the brass spacer into the brass tube (C).
- Reinsert the spring on stainless steel pipe.
- Reinsert the entire assembly in the tube, taking care to tighten the nut very well (B).
- Reinsert the float (D) taking care not to damage the silicone ring mounted inside the float itself.
- **Perform the inverse operation to change the function of the contact from NO to NC**

Adjustment of the switch point and rod length

- Remove the float (D) from the metal rod by rotating and pulling it.
- Measure the rod from the top of the connector (A) to the detected value in the table Tab.3 according to the desired switch point and the specific gravity γ of the liquid used.
- The measurement should be carried out with the stainless steel tube fully extended outwards.
- Cut the stainless steel tube at length just measured with a pipe-cutter for 4 mm \varnothing and eliminate cutting burrs.
- Replace the float (D) taking care not to damage the silicone ring mounting inside the float itself.

NOMENCLATURE

	B77	0500	25GB							
•										Type
	•									Tab.1 Float
		•								Tab.1 Electrical contact
			•							Tab.3 Total length = L0 mm.
				•						Tab.1 Rod material
					•					Tab.1 Process connection
						•				Tab.1 Electrical output
							•			Tab.1 Temperature class
								•		Tab.1 Sealing gasket
									•	Tab.2 Wiring

По вопросам продажи и поддержки обращайтесь:

Архангельск (8182)63-90-72
Астрахань (8512)99-46-04
Барнаул (3852)73-04-60
Белгород (4722)40-23-64
Брянск (4832)59-03-52
Владивосток (423)249-28-31
Волгоград (844)278-03-48
Волгода (8172)26-41-59
Воронеж (473)204-51-73
Екатеринбург (343)384-55-89
Иваново (4932)77-34-06

Ижевск (3412)26-03-58
Иркутск (395)279-98-46
Казань (843)206-01-48
Калининград (4012)72-03-81
Калуга (4842)92-23-67
Кемерово (3842)65-04-62
Киров (8332)68-02-04
Краснодар (861)203-40-90
Красноярск (391)204-63-61
Курск (4712)77-13-04
Липецк (4742)52-20-81

Киргизия (996)312-96-26-47

Магнитогорск (3519)55-03-13
Москва (495)268-04-70
Мурманск (8152)59-64-93
Набережные Челны (8552)20-53-41
Нижний Новгород (831)429-08-12
Новокузнецк (3843)20-46-81
Новосибирск (383)227-86-73
Омск (3812)21-46-40
Орел (4862)44-53-42
Оренбург (3532)37-68-04
Пенза (8412)22-31-16

Казахстан (7273)495-231

Пермь (342)205-81-47
Ростов-на-Дону (863)308-18-15
Рязань (4912)46-61-64
Самара (846)206-03-16
Санкт-Петербург (812)309-46-40
Саратов (845)249-38-78
Севастополь (8692)22-31-93
Симферополь (3652)67-13-56
Смоленск (4812)29-41-54
Сочи (862)225-72-31
Ставрополь (8652)20-65-13

Таджикистан (992)427-82-92-69

Сургут (3462)77-98-35
Тверь (4822)63-31-35
Томск (3822)98-41-53
Тула (4872)74-02-29
Тюмень (3452)66-21-18
Ульяновск (8422)24-23-59
Уфа (347)229-48-12
Хабаровск (4212)92-98-04
Челябинск (351)202-03-61
Череповец (8202)49-02-64
Ярославль (4852)69-52-93

Единый адрес для всех регионов: vck@nt-rt.ru || <https://valco.nt-rt.ru/>



LEVEL



FLOW



PRESSURE



TEMPERATURE



ELECTRONICS